


Fluid control valve(2/2way)

2KL Series (Direct-acting and normally opened)



Ordering code

Ordering code of valves

2KL H 030 08 A □ T

① ② ③ ④ ⑤ ⑥ ⑦

① Model	② Pressure condition	③ Size series	④ Port size	⑤ Voltage	⑥ Electrical entry	⑦ Thread type
2KL: 2/2 way direct-acting and normally opened	H: High pressure Blank: Standard	030: 030 Series	06: 1/8" 08: 1/4"	A: AC220V B: DC24V C: AC110V E: AC24V F: DC12V	Blank: Terminal I: Grommet	T: NPT
		050: 050 Series	10: 3/8" 15: 1/2"			

Ordering code of accessories

Ordering code of accessories is the same as 2S series valve's, Please refer to P147 for details of ordering code.

Specification

Model\Item	Port size [Note1]	Orifice size (Φ mm)	Cv	Valid area or section (mm ²)	Weight [Note2](g)	Max.operating pressure differentia		Proof pressure	
						MPa	psi	MPa	psi
2KLH030	-06	1/8"	2.0	0.18	3.0	1.5	220	3.0	450
	-08	1/4"							
2KL030	-06	1/8"	3.0	0.33	6.0	0.7	100	3.0	450
	-08	1/4"							
2KLH050	-10	3/8"	4.0	0.55	10.0	1.5	220	3.0	450
	-15	1/2"							
2KL050	-10	3/8"	5.0	0.83	15.0	0.7	100	3.0	450
	-15	1/2"							

[Note1] NPT thread is available.

[Note2] The weight in the table is the terminal valve's weight, 2KL030 series grommet valve's weight is 10g less than terminal's. 2KL050series grommet valve's weight is 20g less than terminal's.

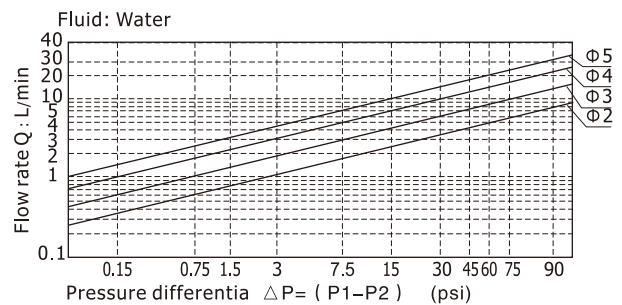
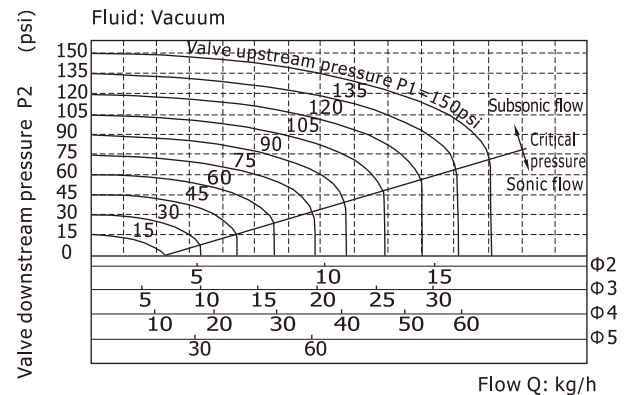
Fluid control valve(2/2way)

2KL Series (Direct-acting and normally opened)

Product feature

1. Direct acting and normally opened type 2/2 way solenoid valve.
Its high sensibility allows it to change direction quickly;
2. It has wide pressure range, including standard high pressure (H) to choose from;
3. It is compact, small size and light weight.
It is easy to install and dismantle.
4. The valve body is made of SUS304 . Its coil has a Heat resistance classification of Class H. The standard seal material is PTFE(Teflon) which is suitable for a variety of working medium such as water with high temperature and vapour.
5. The protection class of the coil is IP65 and there is a choice for grommet or terminal electrical entry .

Flow chart



Valve's specification

Acting	Direct acting				
Initial state	Normally opened				
Adaptable fluid	Steam, High temperature Water,Oil				
Viscosity limit	Under 20CST				
Ambient and fluid temperature(°C)		Oil	Water	Steam	Ambient
	Max.	150	150	183	100
	Min.	-10 [Note1]	1	-	-20

[Note1] 50CST or less.

Specification of coil

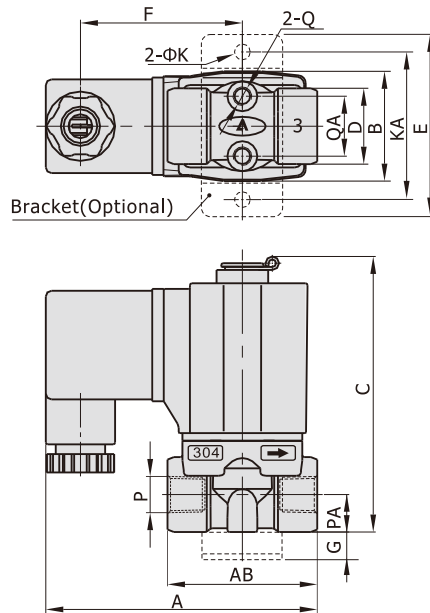
Valve type	Coil type	Power type	Frequency (Hz)	Voltage range	Electrical entry	Power Consumption (VA/W)	Insulation	Temp. rise(°C)	
2KL□030	CDA116 CLA116	AC	50	± 15%	Terminal (CDA)	15.0VA	Class H	50	
			60			11.0VA		40	
2KL□050	CDA170 CLA170	AC	50	± 15%		Grommet (CLA)		6.5W	30
			60					35.0VA	65
		DC	-	± 10%		30.0VA		60	
		DC	-	± 10%		10.5W		40	

Fluid control valve(2/2way)

2KL Series (Direct-acting and normally opened)

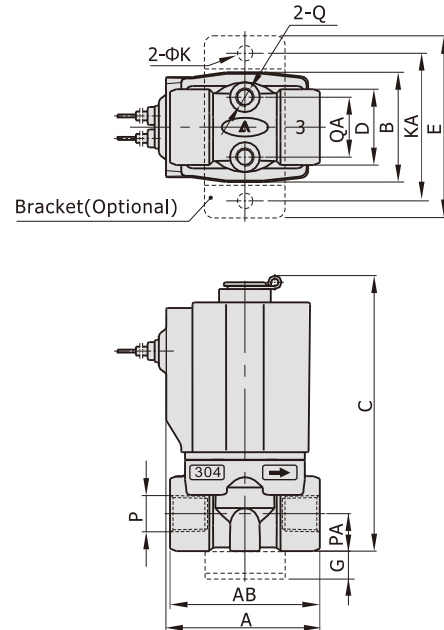
Dimensions

2KL□030 (Terminal)

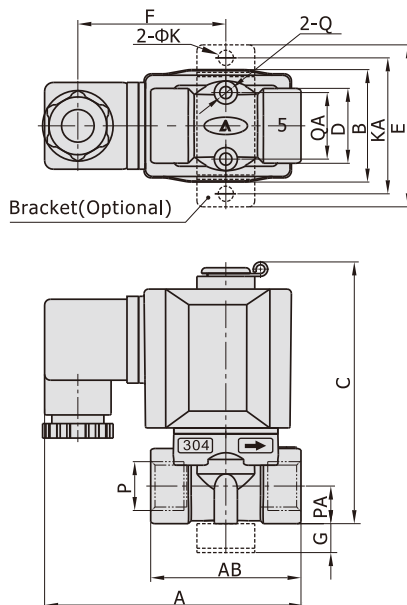


2KL□030(Grommet)

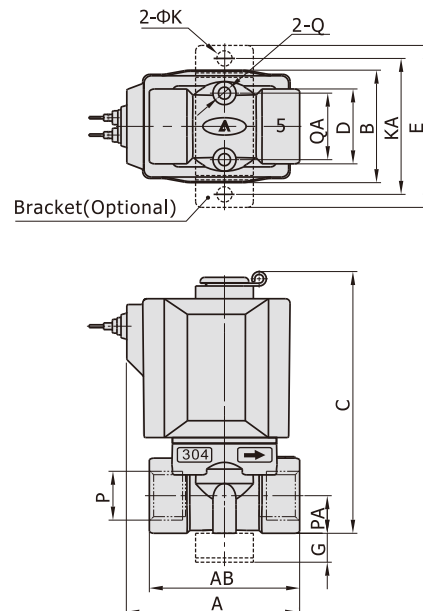
[Unit: mm]



2KL□050 (Terminal)



2KL□050(Grommet)



Model\Item	A	AB	B	C	D	E	F	G	K	KA	P	PA	Q	QA
2KL□030-06	72.5	40	29.5	76	20	49	43.5	10	5.3	40	1/8"	10	M5	16
2KL□030-08	72.5	40	29.5	76	20	49	43.5	10	5.3	40	1/4"	10	M5	16
2KL□050-10	89.5	52	39	92	26	56	51	10	5.3	48	3/8"	13	M5	23
2KL□050-15	89.5	52	39	92	26	56	51	10	5.3	48	1/2"	13	M5	23

Model\Item	A	AB	B	C	D	E	G	K	KA	P	PA	Q	QA
2KL□030-06	41	40	29.5	76	20	49	10	5.3	40	1/8"	10	M5	16
2KL□030-08	41	40	29.5	76	20	49	10	5.3	40	1/4"	10	M5	16
2KL□050-10	60	52	39	92	26	56	10	5.3	48	3/8"	13	M5	23
2KL□050-15	60	52	39	92	26	56	10	5.3	48	1/2"	13	M5	23